

Mês/Ano	PLANO DE CONTRIBUIÇÃO DEFINIDA (Perfis de Investimentos)								
	Super Conservador			Conservador I *			Conservador II **		
	100% Renda Fixa			85% Renda Fixa + 15% Multimercados+ 0% R. Variável			90% Renda Fixa + 0% Multimercados + 10% R. Variável		
	Rentabilidade	Benchmark	Performance	Rentabilidade	Benchmark	Performance	Rentabilidade	Benchmark	Performance
2011	5,26%	4,75%	110,74%	-	-	-	4,65%	3,99%	116,63%
2012	9,84%	8,41%	116,95%	-	-	-	9,95%	8,49%	117,19%
2013	8,35%	8,05%	103,62%	-	-	-	6,57%	5,56%	118,16%
2014	11,48%	10,81%	106,26%	-	-	-	10,43%	9,59%	108,76%
2015	13,88%	13,23%	104,93%	-	-	-	12,10%	10,46%	115,64%
2016	14,54%	14,00%	103,86%	-	-	-	14,96%	16,67%	89,79%
2017	10,48%	9,95%	105,27%	4,70%	4,06%	115,68%	12,18%	11,64%	104,71%
2018	6,71%	6,42%	104,43%	6,38%	6,53%	97,61%	8,32%	7,48%	111,27%
out/19	0,43%	0,48%	90,27%	0,58%	0,61%	94,56%	0,60%	0,67%	89,71%
nov/19	0,18%	0,38%	47,17%	0,11%	0,29%	36,35%	0,25%	0,44%	57,61%
dez/19	0,40%	0,38%	106,48%	0,68%	0,70%	96,47%	1,22%	1,02%	118,85%
2019	6,16%	5,97%	103,20%	6,93%	6,73%	102,89%	9,49%	8,37%	113,42%
jan/20	0,43%	0,38%	115,07%	0,33%	0,40%	81,17%	0,45%	0,18%	255,84%
fev/20	0,33%	0,29%	110,39%	0,21%	0,02%	1338,32%	-0,43%	-0,58%	24,77%
mar/20	-1,30%	0,34%	-481,34%	-1,09%	-0,65%	-68,12%	-4,32%	-2,68%	-60,82%
abr/20	0,27%	0,28%	93,08%	0,44%	0,68%	65,11%	1,18%	1,28%	91,86%
mai/20	0,44%	0,24%	186,32%	0,63%	0,48%	130,21%	1,12%	1,07%	104,45%
jun/20	0,44%	0,22%	204,24%	0,45%	0,45%	98,85%	1,41%	1,07%	132,33%
jul/20	0,65%	0,19%	332,17%	0,64%	0,57%	113,07%	1,77%	1,00%	177,17%
ago/20	0,35%	0,16%	219,38%	0,40%	0,17%	229,17%	0,09%	-0,20%	144,52%
set/20	0,14%	0,16%	89,21%	-0,16%	-0,15%	-6,09%	-0,35%	-0,34%	-4,48%
2020	1,75%	2,29%	76,53%	1,86%	1,99%	93,30%	0,79%	0,74%	106,32%
últimos 12 meses	2,78%	3,56%	78,29%	3,25%	3,63%	89,35%	2,88%	2,90%	99,44%
últimos 24 meses	9,92%	10,06%	98,59%	10,70%	10,63%	100,66%	14,53%	11,87%	122,45%
últimos 36 meses	17,40%	17,39%	100,06%	17,93%	18,01%	99,51%	21,65%	19,55%	110,76%
Desde início Perfil	131,95%	122,60%	107,63%	21,30%	20,68%	103,01%	134,02%	120,31%	111,39%
Média acumulada	1,20%	1,11%	107,63%	0,55%	0,53%	103,01%	1,22%	1,09%	111,39%

Mês/Ano	Moderado I*			Moderado II **			Moderado III ***		
	30% Renda Fixa + 50 Multimercados + 20% R. Variável			70% Renda Fixa + 0% Multimercados + 30% R. Variável			50% Renda Fixa + 30% Multimercados + 20% R. Variável		
	Rentabilidade	Benchmark	Performance	Rentabilidade	Benchmark	Performance	Rentabilidade	Benchmark	Performance
2011	-	-	-	3,42%	2,42%	140,92%	-	-	-
2012	-	-	-	10,09%	8,54%	118,16%	-	-	-
2013	-	-	-	3,05%	0,66%	464,83%	-	-	-
2014	-	-	-	8,26%	7,05%	117,16%	-	-	-
2015	-	-	-	8,53%	4,99%	170,81%	-	-	-
2016	-	-	-	15,72%	21,91%	71,75%	-	-	-
2017	8,59%	7,43%	115,52%	15,62%	15,01%	104,05%	1,55%	2,01%	77,16%
2018	8,70%	8,77%	99,20%	11,45%	9,46%	121,01%	9,18%	8,66%	106,01%
out/19	1,24%	1,29%	96,47%	0,93%	1,05%	89,19%	1,05%	1,11%	94,29%
nov/19	0,08%	0,20%	40,05%	0,40%	0,55%	72,05%	0,18%	0,32%	55,98%
dez/19	2,95%	2,75%	107,19%	2,85%	2,32%	122,87%	2,58%	2,32%	111,36%
2019	15,59%	13,44%	116,03%	16,41%	13,28%	123,59%	14,52%	12,38%	117,24%
jan/20	0,12%	0,07%	174,06%	0,48%	-0,23%	314,73%	0,26%	0,03%	857,88%
fev/20	-1,58%	-2,38%	33,65%	-1,95%	-2,32%	15,85%	-1,43%	-2,01%	29,02%
mar/20	-6,63%	-9,00%	26,28%	-10,35%	-8,73%	-18,57%	-6,91%	-7,68%	10,00%
abr/20	2,67%	3,59%	74,61%	3,00%	3,28%	91,65%	2,44%	3,06%	79,70%
mai/20	2,41%	2,72%	88,61%	2,47%	2,74%	90,18%	2,16%	2,39%	90,39%
jun/20	2,42%	2,72%	89,04%	3,37%	2,78%	121,18%	2,41%	2,40%	100,33%
jul/20	2,89%	3,05%	94,69%	4,03%	2,62%	154,14%	2,90%	2,56%	113,33%
ago/20	-0,02%	-0,51%	96,94%	-0,44%	-0,92%	52,23%	-0,08%	-0,53%	85,04%
set/20	-1,85%	-1,86%	0,66%	-1,34%	-1,33%	-0,88%	-1,45%	-1,45%	0,14%
2020	0,04%	-2,24%	101,96%	-1,54%	-2,69%	42,78%	-0,09%	-1,69%	94,39%
últimos 12 meses	4,35%	1,94%	224,12%	2,61%	1,16%	226,07%	3,74%	2,03%	184,46%
últimos 24 meses	21,88%	14,99%	145,97%	23,65%	15,00%	157,73%	20,78%	14,43%	144,00%
últimos 36 meses	27,53%	23,05%	119,47%	29,79%	23,23%	128,26%	-	-	-
Desde início Perfil	36,49%	29,59%	123,35%	135,57%	112,76%	120,23%	26,85%	22,47%	119,52%
Média acumulada	0,94%	0,76%	123,35%	1,23%	1,03%	120,23%	0,69%	0,58%	119,52%


Mês/Ano	Moderado IV ***			Agressivo I **			Agressivo II *		
	50% Renda Fixa + 20% Multimercados + 30% R. Variável			50% Renda Fixa + 0% Multimercados + 50% R. Variável			30% Renda Fixa + 30% Multimercados + 40% R. Variável		
	Rentabilidade	Benchmark	Performance	Rentabilidade	Benchmark	Performance	Rentabilidade	Benchmark	Performance
2011	-	-	-	2,16%	0,80%	270,73%	-	-	-
2012	-	-	-	10,09%	8,42%	119,81%	-	-	-
2013	-	-	-	-0,42%	-4,12%	89,86%	-	-	-
2014	-	-	-	5,99%	4,36%	137,39%	-	-	-
2015	-	-	-	4,95%	-0,38%	1399,15%	-	-	-
2016	-	-	-	16,35%	27,01%	60,53%	-	-	-
2017	1,51%	2,13%	70,96%	19,08%	18,39%	103,71%	11,09%	10,86%	102,13%
2018	10,95%	9,56%	114,55%	14,45%	11,28%	128,13%	12,20%	10,52%	115,96%
out/19	1,12%	1,22%	92,21%	1,26%	1,42%	88,95%	1,38%	1,49%	92,77%
nov/19	0,30%	0,43%	69,05%	0,54%	0,66%	81,57%	0,32%	0,43%	74,87%
dez/19	3,21%	2,75%	116,90%	4,48%	3,61%	124,01%	4,21%	3,61%	116,62%
2019	17,50%	14,34%	122,05%	23,67%	18,33%	129,16%	21,67%	17,40%	124,54%
jan/20	0,34%	-0,19%	281,55%	0,52%	-0,63%	182,58%	0,29%	-0,37%	177,95%
fev/20	-2,11%	-2,69%	21,75%	-3,47%	-4,07%	14,58%	-2,95%	-3,75%	21,52%
mar/20	-10,07%	-10,05%	-0,25%	-16,39%	-14,78%	-10,90%	-12,95%	-13,73%	5,67%
abr/20	3,24%	3,80%	85,20%	4,83%	5,27%	91,60%	4,27%	5,06%	84,36%
mai/20	2,72%	3,06%	88,62%	3,82%	4,40%	86,70%	3,51%	4,06%	86,53%
jun/20	3,38%	3,10%	109,12%	5,32%	4,49%	118,53%	4,36%	4,11%	106,10%
jul/20	4,03%	3,11%	129,34%	6,29%	4,23%	148,69%	5,15%	4,17%	123,60%
ago/20	-0,38%	-0,90%	58,33%	-0,97%	-1,64%	41,02%	-0,61%	-1,25%	51,47%
set/20	-1,74%	-1,74%	-0,08%	-2,33%	-2,32%	-0,35%	-2,44%	-2,44%	0,23%
2020	-1,40%	-3,26%	57,16%	-4,41%	-6,58%	32,92%	-2,69%	-5,52%	51,28%
últimos 12 meses	3,22%	1,05%	307,62%	1,68%	-1,18%	242,76%	3,15%	-0,22%	1553,97%
últimos 24 meses	24,79%	15,53%	159,62%	32,45%	17,37%	186,81%	29,86%	16,95%	176,24%
últimos 36 meses	-	-	-	37,23%	25,91%	143,66%	34,67%	25,35%	136,77%
Desde início Perfil	30,50%	23,78%	128,27%	133,54%	101,51%	131,55%	47,58%	35,91%	132,51%
Média acumulada	0,78%	0,61%	128,27%	1,21%	0,92%	131,55%	1,22%	0,92%	132,51%

* Rentabilidade apurada com início em 01/07/2017 (mês de implantação da nova composição dos perfis de investimento, com a inclusão do segmento de multimercados)

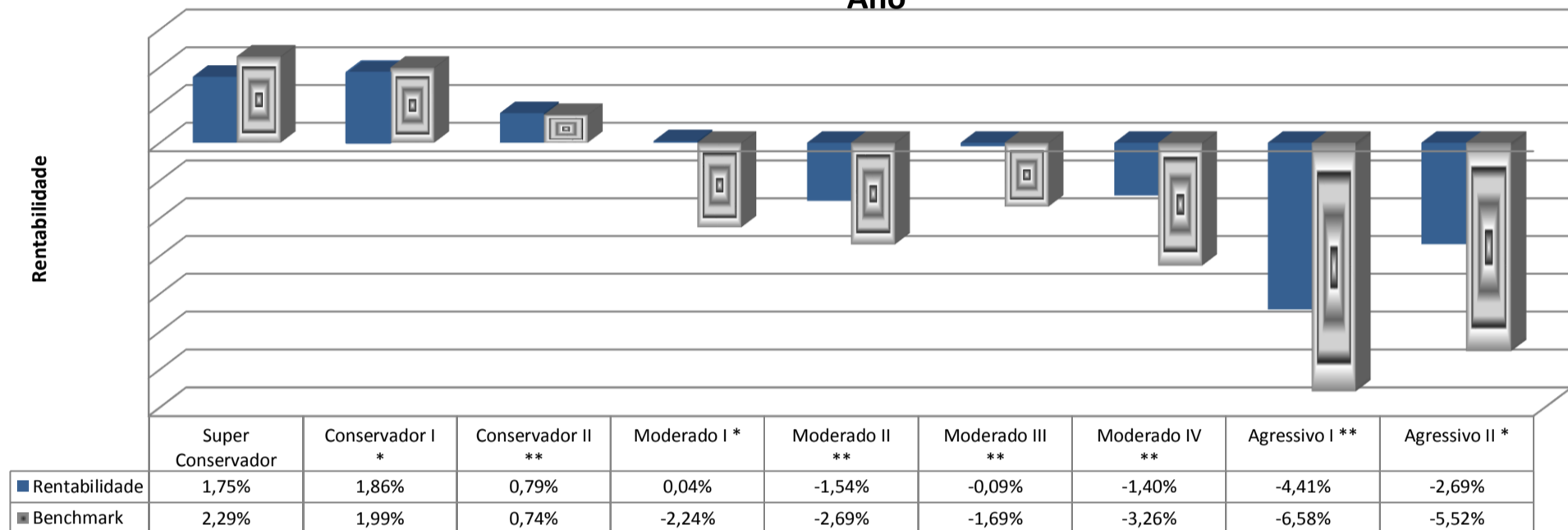
** A partir de 01/07/2017 os atuais perfis Conservador II (antes Conservador I), Moderado II (antes Moderado) e Agressivo I (antes Agressivo II), mudaram somente a descrição, mantendo a composição anterior e seu histórico.

*** A partir de 01/10/2017 entrou em vigor os perfis Moderado III e Moderado IV.

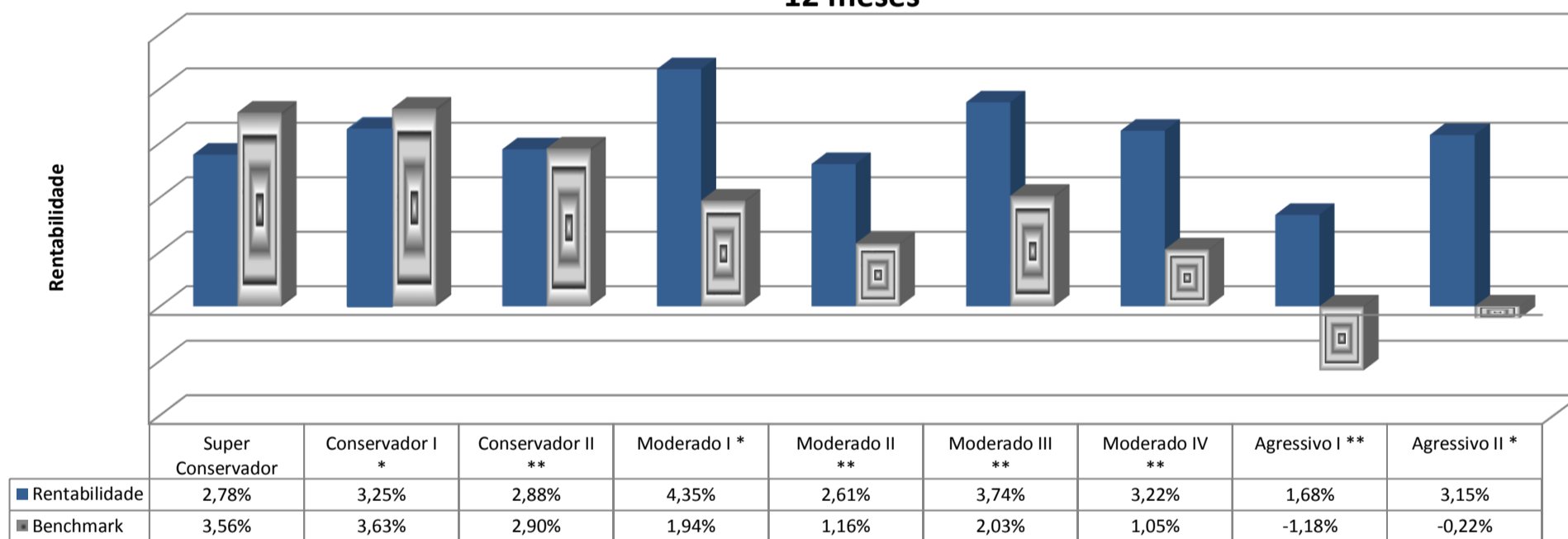
Mês



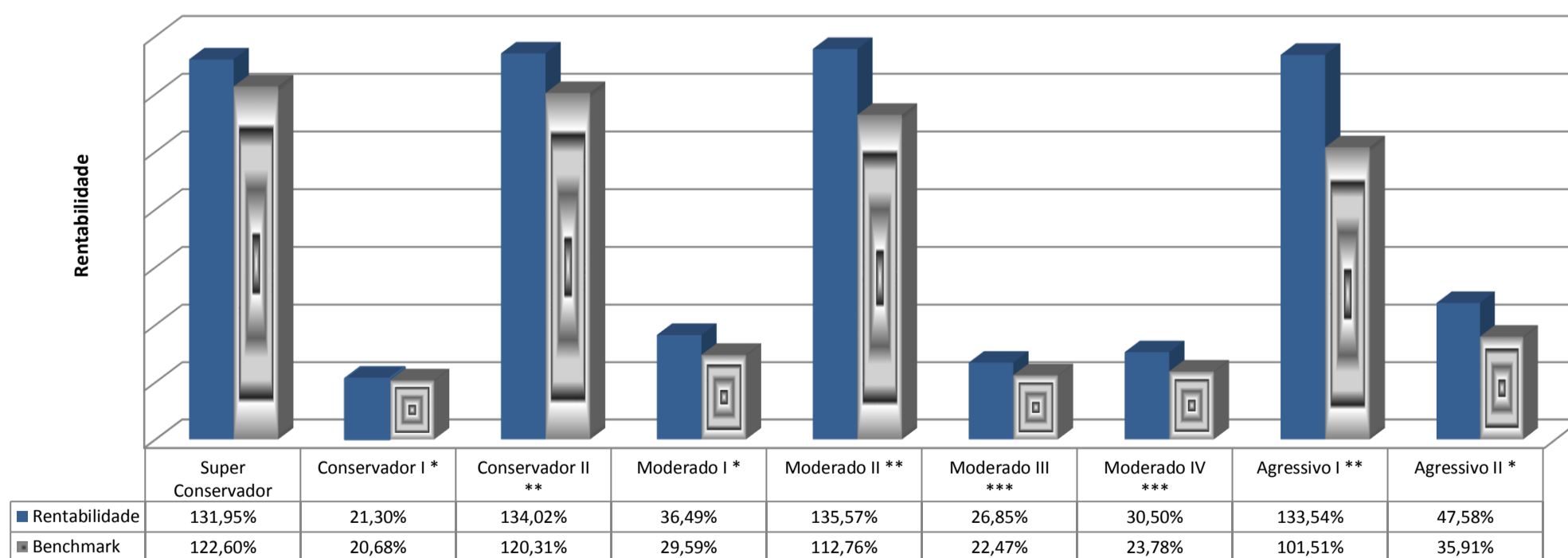
Ano



12 meses



Desde o Início



HISTÓRICO INDICADORES

DATA	CONSOLIDADA	RENDA FIXA	RENDA VARIÁVEL	MULTIMERCADOS	EMPRÉSTIMOS	CDI	IBOV	IHFA
jan-01	5,78%	1,37%	13,55%			1,26%		
fev-01	-1,41%	1,30%	-5,80%			1,01%		
mar-01	-1,24%	1,20%	-4,34%			1,25%		
abr-01	3,04%	1,47%	6,39%			1,18%		
mai-01	0,37%	1,56%	-2,72%			1,33%		
jun-01	1,92%	1,46%	0,93%			1,27%		
jul-01	0,86%	1,92%	-1,84%			1,50%		
ago-01	0,37%	1,92%	-4,69%			1,60%		
set-01	-1,54%	1,23%	-11,09%			1,32%		
out-01	2,59%	1,73%	6,51%			1,53%		
nov-01	3,46%	1,65%	10,80%			1,39%		
dez-01	9,62%	1,23%	4,89%			1,39%		
TOTAL	25,90%	19,60%	10,05%	0,00%	0,00%	17,26%	-7,61%	0,00%
jan-02	1,28%	1,37%	-0,09%			1,53%		
fev-02	3,08%	0,69%	11,42%			1,25%		
mar-02	0,84%	1,22%	-0,26%			1,37%		
abr-02	1,89%	1,44%	2,63%			1,48%		
mai-02	-0,02%	0,86%	-2,02%			1,40%		
jun-02	-1,05%	1,34%	-9,66%			1,31%		
jul-02	-0,78%	1,57%	-8,50%			1,53%		
ago-02	2,76%	1,64%	6,03%			1,45%		
set-02	-1,88%	1,63%	-14,28%			1,38%		
out-02	5,77%	1,97%	21,20%			1,64%		
nov-02	0,95%	2,04%	-2,52%			1,53%		
dez-02	4,47%	3,11%	8,95%			1,73%		
TOTAL	18,42%	20,58%	7,97%	0,00%	0,00%	19,09%	-17,8%	0,0%
jan-03	1,01%	2,72%	-5,15%			1,97%		
fev-03	1,63%	2,54%	-3,49%			1,83%		
mar-03	2,53%	2,05%	4,14%			1,77%		
abr-03	3,72%	1,71%	9,26%			1,87%		
mai-03	2,56%	1,10%	6,53%			1,96%		
jun-03	-0,94%	-1,37%	-0,36%			1,85%		
jul-03	2,70%	1,08%	6,93%			2,08%		
ago-03	5,44%	1,56%	7,66%			1,76%		
set-03	1,03%	1,76%	-0,19%			1,67%		
out-03	3,74%	1,51%	7,73%			1,63%		
nov-03	4,18%	1,32%	9,40%			1,34%		
dez-03	8,64%	1,41%	21,36%			1,37%		
TOTAL	42,45%	18,78%	81,70%	0,00%	0,00%	23,26%	97,1%	0,0%
jan-04	0,85%	1,32%	0,55%			1,26%		
fev-04	1,07%	1,11%	-0,17%			1,08%		
mar-04	2,57%	1,44%	3,41%			1,37%		
abr-04	-3,04%	1,26%	-10,23%			1,17%		
mai-04	2,58%	1,32%	4,43%			1,22%		
jun-04	3,45%	1,31%	7,03%			1,22%		
jul-04	5,48%	1,36%	12,81%			1,28%		
ago-04	4,60%	1,36%	8,55%			1,29%		
set-04	0,61%	1,26%	-0,44%			1,24%		
out-04	-0,71%	1,19%	-3,62%			1,21%		
nov-04	5,44%	1,28%	10,89%			1,25%		
dez-04	3,23%	1,47%	5,61%			1,48%		
TOTAL	29,04%	16,86%	43,32%	0,00%	0,00%	16,16%	17,74%	0,00%
jan-05	-1,43%	1,34%	-5,08%			1,38%		
fev-05	5,66%	1,17%	12,55%			1,22%		
mar-05	-1,92%	1,53%	-8,19%			1,52%		
abr-05	-3,78%	1,42%	-13,06%			1,41%		
mai-05	1,75%	1,45%	-0,51%			1,50%		
jun-05	0,29%	1,45%	-4,10%			1,58%		
jul-05	2,53%	1,39%	6,46%			1,51%		
ago-05	3,73%	1,50%	9,69%			1,65%		
set-05	4,28%	1,36%	13,09%			1,50%		
out-05	-0,41%	1,42%	-5,80%			1,40%		
nov-05	2,99%	1,34%	7,12%			1,38%		
dez-05	3,57%	1,44%	9,18%			1,47%		
TOTAL	18,17%	18,17%	18,37%	0,00%	0,00%	19,00%	27,06%	0,00%
jan-06	6,55%	1,50%	18,34%			1,43%		
fev-06	1,04%	1,24%	0,52%			1,14%		
mar-06	0,64%	1,18%	-0,57%			1,42%		
abr-06	2,22%	1,03%	5,00%			1,08%		
mai-06	-1,53%	0,87%	-7,03%			1,28%		
jun-06	0,97%	1,23%	0,29%			1,18%		
jul-06	2,06%	1,33%	3,66%			1,17%		
ago-06	0,05%	1,33%	-2,70%			1,25%		
set-06	0,07%	1,08%	-2,26%			1,05%		
out-06	3,26%	1,30%	7,26%			1,09%		
nov-06	3,47%	1,12%	8,66%			1,02%		
dez-06	2,58%	1,10%	6,82%			0,98%		
TOTAL	23,30%	15,29%	42,12%	0,00%	0,00%	15,04%	33,73%	0,00%
jan-07	1,25%	1,13%	0,25%			1,08%		
fev-07	0,37%	0,90%	-0,36%			0,87%		
mar-07	1,80%	1,13%	3,00%			1,05%		
abr-07	3,40%	1,02%	8,37%			0,94%		
mai-07	3,24%	1,07%	6,63%			1,02%		
jun-07	2,61%	0,88%	5,47%			0,90%		
jul-07	1,10%	1,02%	-0,90%			0,97%		
ago-07	-0,41%	0,90%	-1,25%			0,99%		
set-07	2,90%	0,89%	8,59%			0,80%		
out-07	3,88%	0,90%	10,64%			0,92%		
nov-07	-0,43%	0,80%	-2,95%			0,84%		
dez-07	0,77%	0,78%	1,19%			0,84%		
TOTAL	22,36%	12,04%	44,79%	0,00%	0,00%	11,81%	43,68%	0,00%
jan-08	-3,31%	0,70%	-10,34%			0,92%		
fev-08	5,55%	0,86%	15,45%			0,80%		
mar-08	-0,92%	0,78%	-4,34%			0,84%		
abr-08	4,10%	0,59%	12,87%			0,90%		
mai-08	5,76%	0,96%	16,38%			0,87%		
jun-08	-2,83%	0,96%	-10,47%			0,95%		
jul-08	-1,94%	1,14%	-9,54%			1,06%		
ago-08	-1,53%	1,01%	-7,52%			1,01%		
set-08	-5,01%	1,15%	-18,16%			1,10%		
out-08	-6,57%	0,81%	-24,09%			1,17%		
nov-08	0,53%	1,18%	-0,41%			1,00%		
dez-08	1,42%	1,19%	1,45%			1,11%		
TOTAL	-5,49%	11,94%	-38,86%	0,00%	0,00%	12,38%	-41,25%	0,00%

HISTÓRICO INDICADORES

DATA	CONSOLIDADA	RENDA FIXA	RENDA VARIÁVEL	MULTIMERCADOS	EMPRÉSTIMOS	CDI	IBOV	IHFA
jan-09	1,87%	1,10%	3,64%			1,05%		
fev-09	-0,81%	1,24%	-5,85%			0,85%		
mar-09	2,12%	1,26%	3,49%			0,97%		
abr-09	5,13%	0,93%	14,57%			0,84%		
mai-09	5,72%	0,84%	15,97%			0,77%		
jun-09	-0,41%	0,84%	-2,88%			0,75%		
jul-09	2,22%	0,88%	4,96%			0,78%		
ago-09	0,90%	0,72%	1,28%			0,69%		
set-09	3,30%	0,77%	8,45%			0,69%		
out-09	2,44%	0,87%	5,27%			0,69%		
nov-09	2,94%	0,73%	7,32%			0,66%		
dez-09	1,35%	0,79%	2,42%			0,72%		
TOTAL	30,05%	11,52%	73,81%	0,00%	0,00%	9,89%	82,66%	0,00%
jan-10	-1,18%	0,70%	-4,76%			0,66%		
fev-10	1,53%	0,68%	3,21%			0,59%		
mar-10	2,65%	0,84%	5,88%			0,76%		
abr-10	-0,69%	0,62%	-2,84%			0,66%		
mai-10	-2,38%	0,77%	-7,75%			0,75%		
jun-10	-1,27%	0,84%	-5,38%			0,79%		
jul-10	3,59%	0,85%	9,55%			0,86%		
ago-10	-0,30%	0,99%	-2,83%			0,89%		
set-10	2,79%	0,89%	6,70%			0,84%		
out-10	1,71%	0,95%	2,86%			0,81%		
nov-10	-0,38%	0,84%	-2,64%		1,05%	0,81%		
dez-10	1,08%	1,04%	1,23%		1,21%	0,93%		
TOTAL	7,18%	10,50%	1,63%	0,00%	2,27%	9,74%	1,04%	0,00%
jan-11	-0,93%	0,87%	-5,89%		1,12%	0,86%	-3,94%	
fev-11	0,67%	0,85%	0,10%		1,09%	0,84%	1,22%	
mar-11	1,05%	1,00%	0,99%		1,19%	0,92%	1,79%	
abr-11	0,34%	0,85%	-1,29%		1,09%	0,84%	-3,58%	
mai-11	0,21%	1,04%	-2,39%		1,28%	0,99%	-2,29%	
jun-11	0,41%	0,97%	-0,89%		1,24%	0,95%	-3,43%	
jul-11	-0,40%	0,98%	-8,42%		1,26%	0,97%	-5,74%	
ago-11	1,03%	1,33%	-1,59%		1,40%	1,07%	-3,96%	
set-11	0,78%	1,05%	-1,99%		1,23%	0,94%	-7,38%	
out-11	1,46%	0,92%	7,46%		1,15%	0,88%	11,49%	
nov-11	0,42%	0,93%	-4,90%		1,12%	0,86%	-2,51%	
dez-11	0,87%	0,92%	0,34%		1,18%	0,91%	-0,21%	
TOTAL	6,04%	12,36%	-17,70%	0,00%	15,32%	11,59%	-18,10%	0,00%
jan-12	1,69%	0,95%	10,26%		1,15%	0,89%	11,13%	
fev-12	1,02%	0,82%	3,33%		0,97%	0,74%	4,34%	
mar-12	0,84%	1,03%	-1,34%		1,06%	0,81%	-1,98%	
abr-12	0,60%	0,93%	-2,72%		0,91%	0,70%	-4,17%	
mai-12	-0,25%	0,81%	-10,99%		0,95%	0,73%	-11,86%	
jun-12	0,65%	0,70%	0,11%		0,83%	0,64%	-0,25%	
jul-12	1,01%	0,80%	3,28%		0,88%	0,68%	3,21%	
ago-12	0,78%	0,74%	1,29%		0,88%	0,69%	1,72%	
set-12	0,91%	0,66%	3,59%		0,70%	0,54%	3,70%	
out-12	0,44%	0,71%	-2,63%		0,79%	0,61%	-3,56%	
nov-12	0,66%	0,69%	0,39%		0,71%	0,54%	0,71%	
dez-12	1,04%	0,58%	6,07%		0,70%	0,53%	6,05%	
TOTAL	9,78%	9,84%	9,48%	0,00%	11,05%	8,41%	7,40%	0,00%
jan-13	0,49%	0,62%	-1,05%		0,76%	0,59%	-1,95%	
fev-13	0,14%	0,47%	-3,80%		0,63%	0,48%	-3,91%	
mar-13	0,39%	0,60%	-2,10%		0,70%	0,54%	-1,87%	
abr-13	0,50%	0,61%	-0,77%		0,78%	0,60%	-0,78%	
mai-13	0,43%	0,64%	-2,07%		0,76%	0,58%	-4,30%	
jun-13	-0,13%	0,56%	-8,09%		0,77%	0,59%	-11,31%	
jul-13	0,73%	0,69%	1,07%		0,92%	0,71%	1,64%	
ago-13	0,76%	0,68%	1,95%		0,90%	0,69%	3,68%	
set-13	0,95%	0,74%	3,82%		0,90%	0,70%	4,65%	
out-13	1,13%	0,85%	4,23%		1,03%	0,80%	3,66%	
nov-13	0,72%	0,68%	0,89%		0,91%	0,71%	-3,27%	
dez-13	0,64%	0,91%	-2,64%		1,01%	0,78%	-1,86%	
TOTAL	6,95%	8,34%	-8,83%	0,00%	10,55%	8,05%	-15,50%	0,00%
jan-14	0,26%	0,75%	-6,60%		1,09%	0,84%	-7,51%	
fev-14	0,92%	0,95%	0,64%		1,02%	0,78%	-1,14%	
mar-14	1,08%	0,81%	3,96%		0,99%	0,76%	7,05%	
abr-14	0,97%	0,90%	1,82%		1,06%	0,81%	2,40%	
mai-14	0,91%	0,93%	0,61%		1,12%	0,86%	-0,75%	
jun-14	1,05%	0,86%	3,16%		1,06%	0,82%	3,76%	
jul-14	1,13%	0,97%	2,95%		1,22%	0,94%	5,00%	
ago-14	1,42%	0,93%	7,11%		1,12%	0,86%	9,78%	
set-14	-0,04%	0,86%	-10,37%		1,17%	0,90%	-11,70%	
out-14	1,07%	0,95%	2,52%		1,23%	0,94%	0,95%	
nov-14	1,13%	1,01%	2,61%		1,09%	0,84%	0,18%	
dez-14	0,38%	0,99%	-6,89%		1,24%	0,95%	-8,62%	
TOTAL	10,76%	11,48%	-0,04%	0,00%	14,27%	10,81%	-2,91%	0,00%
jan-15	0,46%	1,04%	-7,04%		1,21%	0,93%	-6,20%	
fev-15	1,45%	0,90%	8,77%		1,07%	0,82%	9,97%	
mar-15	1,12%	1,04%	2,21%		1,35%	1,03%	-0,84%	
abr-15	1,38%	0,99%	6,81%		1,23%	0,95%	9,93%	
mai-15	0,71%	1,07%	-4,10%		1,28%	0,98%	-6,17%	
jun-15	1,15%	1,08%	2,22%		1,39%	1,06%	0,61%	
jul-15	1,14%	1,30%	-1,21%		1,53%	1,18%	-4,17%	
ago-15	0,56%	1,07%	-6,70%		1,44%	1,11%	-8,33%	
set-15	0,99%	1,15%	-1,21%		1,44%	1,11%	-3,36%	
out-15	1,04%	1,15%	-0,66%		1,44%	1,11%	1,80%	
nov-15	0,98%	1,05%	-0,03%		1,37%	1,06%	-1,63%	
dez-15	1,05%	1,25%	-1,84%		1,51%	1,16%	-3,93%	
TOTAL	12,72%	13,88%	-3,94%	0,00%	17,53%	13,23%	-13,31%	0,00%
jan-16	0,94%	1,14%	-2,37%		1,37%	1,06%	-6,79%	
fev-16	0,98%	0,95%	1,48%		1,30%	1,00%	5,91%	
mar-16	1,38%	1,10%	6,08%		1,51%	1,16%	16,97%	
abr-16	1,28%	1,15%	3,50%		1,37%	1,05%	7,70%	
mai-16	0,86%	1,14%	-4,05%		1,44%	1,11%	-10,09%	
jun-16	1,46%	1,25%	5,12%		1,51%	1,16%	6,30%	
jul-16	1,58%	1,12%	9,64%		1,44%	1,11%	11,22%	
ago-16	1,16%	1,29%	-1,15%		1,58%	1,21%	1,03%	
set-16	1,11%	1,22%	-0,76%		1,44%	1,11%	0,80%	
out-16	1,59%	1,18%	8,30%		1,36%	1,05%	11,23%	
nov-16	0,64%	1,11%	-6,89%		1,35%	1,04%	-4,65%	
dez-16	0,86%	1,00%	-1,38%		1,46%	1,12%	-2,71%	
TOTAL	14,74%	14,54%	17,37%	0,00%	18,57%	14,00%	38,93%	0,00%

HISTÓRICO INDICADORES

DATA	CONSOLIDADA	RENDA FIXA	RENDA VARIÁVEL	MULTIMERCADOS	EMPRÉSTIMOS	CDI	IBOV	IHFA
jan-17	1,41%	1,13%	5,88%		1,42%	1,09%	7,38%	
fev-17	1,07%	0,95%	2,86%		1,13%	0,87%	3,08%	
mar-17	0,88%	1,00%	-1,01%		1,37%	1,05%	-2,52%	
abr-17	0,91%	0,84%	1,83%		1,03%	0,79%	0,64%	
mai-17	0,68%	0,99%	-3,83%		1,20%	0,93%	-4,12%	
jun-17	0,87%	0,85%	1,28%		1,06%	0,81%	0,30%	
jul-17	1,15%	0,87%	5,07%	1,93%	1,04%	0,80%	4,80%	
ago-17	1,20%	0,84%	6,52%	1,37%	1,04%	0,80%	7,46%	
set-17	1,04%	0,69%	5,86%	2,01%	0,83%	0,64%	4,88%	
out-17	0,56%	0,68%	-0,81%	-0,41%	0,84%	0,65%	0,02%	
nov-17	0,34%	0,62%	-3,64%	0,35%	0,74%	0,57%	-3,15%	
dez-17	0,88%	0,54%	5,56%	1,45%	0,70%	0,54%	6,16%	
TOTAL	11,55%	10,48%	27,80%	6,87%	13,13%	9,95%	26,86%	0,00%
jan-18	1,30%	0,62%	8,83%	2,49%	0,76%	0,58%	11,14%	3,12%
fev-18	0,53%	0,50%	0,79%	0,62%	0,61%	0,47%	0,52%	0,59%
mar-18	0,48%	0,58%	-0,70%	0,59%	0,69%	0,53%	0,01%	0,60%
abr-18	0,29%	0,47%	-1,45%	0,15%	0,67%	0,52%	0,88%	0,58%
mai-18	-0,43%	0,46%	-9,04%	-2,08%	0,67%	0,52%	-10,87%	-2,20%
jun-18	0,14%	0,49%	-3,96%	1,08%	0,67%	0,52%	-5,20%	0,52%
jul-18	1,11%	0,58%	7,25%	0,01%	0,71%	0,54%	8,88%	1,07%
ago-18	0,19%	0,59%	-4,15%	0,26%	0,74%	0,57%	-3,21%	0,07%
set-18	0,63%	0,46%	2,57%	0,34%	0,61%	0,47%	3,48%	0,47%
out-18	1,83%	0,63%	15,95%	2,31%	0,71%	0,54%	10,19%	2,00%
nov-18	0,76%	0,58%	3,69%	-1,17%	0,64%	0,49%	2,38%	0,11%
dez-18	0,64%	0,54%	2,06%	-0,15%	0,64%	0,49%	-1,81%	0,04%
TOTAL	7,71%	6,71%	21,33%	4,45%	8,43%	6,42%	15,03%	7,09%
jan-19	1,43%	0,62%	9,57%	2,76%	0,71%	0,54%	10,82%	2,61%
fev-19	0,30%	0,50%	-1,42%	-0,37%	0,64%	0,49%	-1,86%	-0,23%
mar-19	0,39%	0,50%	-0,55%	-0,30%	0,61%	0,47%	-0,18%	-0,20%
abr-19	0,72%	0,56%	2,12%	0,50%	0,67%	0,52%	0,98%	0,52%
mai-19	0,85%	0,66%	2,33%	0,94%	0,71%	0,54%	0,70%	0,93%
jun-19	0,99%	0,53%	4,35%	2,27%	0,61%	0,47%	4,06%	1,51%
jul-19	1,04%	0,60%	4,62%	1,34%	0,74%	0,57%	0,84%	0,85%
ago-19	0,65%	0,51%	1,97%	0,33%	0,66%	0,50%	-0,67%	0,52%
set-19	0,72%	0,50%	2,65%	0,05%	0,61%	0,47%	3,57%	0,46%
out-19	0,69%	0,43%	2,09%	1,38%	0,63%	0,48%	2,36%	1,34%
nov-19	0,24%	0,18%	0,90%	-0,31%	0,49%	0,38%	0,95%	-0,21%
dez-19	1,52%	0,40%	8,56%	2,23%	0,49%	0,38%	6,85%	2,54%
TOTAL	9,96%	6,16%	43,43%	11,32%	7,83%	5,97%	31,58%	11,12%
jan-20	0,43%	0,43%	0,60%	-0,27%	0,49%	0,38%	-1,63%	0,56%
fev-20	-0,92%	0,33%	-7,27%	-0,44%	0,38%	0,29%	-8,43%	-1,57%
mar-20	-6,01%	-1,30%	-31,49%	0,11%	0,44%	0,34%	-29,90%	-6,24%
abr-20	1,87%	0,27%	9,39%	1,44%	0,37%	0,28%	10,25%	2,90%
mai-20	1,67%	0,44%	7,19%	1,68%	0,31%	0,24%	8,57%	1,87%
jun-20	2,10%	0,44%	10,19%	0,50%	0,28%	0,22%	8,76%	1,81%
jul-20	2,47%	0,65%	11,93%	0,62%	0,25%	0,19%	8,27%	2,68%
ago-20	-0,06%	0,35%	-2,29%	0,67%	0,21%	0,16%	-3,44%	0,25%
set-20	-0,75%	0,14%	-4,80%	-1,87%	0,20%	0,16%	-4,80%	-1,90%
TOTAL	0,52%	1,75%	-14,02%	2,42%	2,98%	2,29%	-18,20%	0,03%